PBX SUITE

INTRODUCTION OF SOME FEATURES

BOSCH

PBX Suite
CAN

- Support of optional dlc definition contained in dbc file
- Support of IEEE Float values in send and receive messages
- Function block CAN_TxEvent for triggered sending of can messages

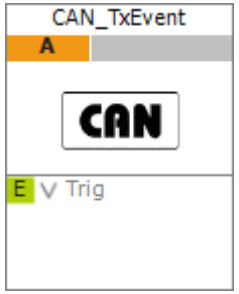

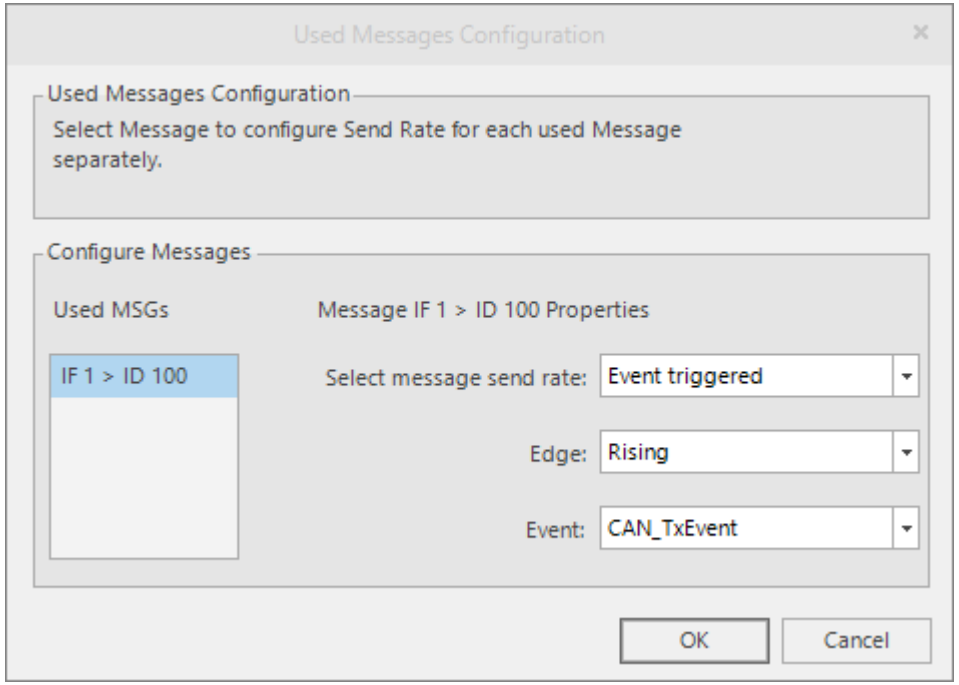

© Bosch Engineering K.K. 2020. Alle Rechte vorbehalten, auch bzgl. jeder Verfügung, Verwertung, Reproduktion, Bearbeitung, Weitergabe sowie für den Fall von Schutzrechtsanmeldungen.

PBX Suite

CAN – Configure CAN_Output for Event Send

Example:
DIG1 = Value
DIG2 = Trigger

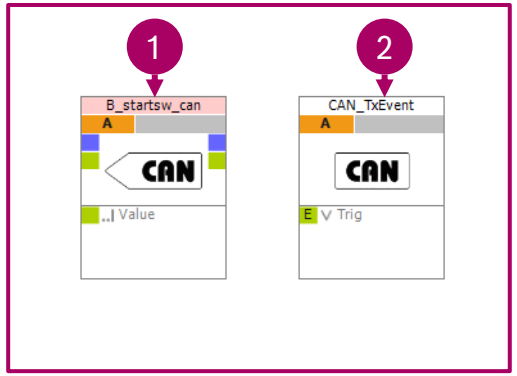

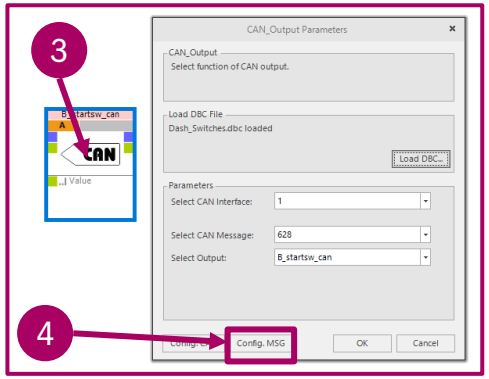

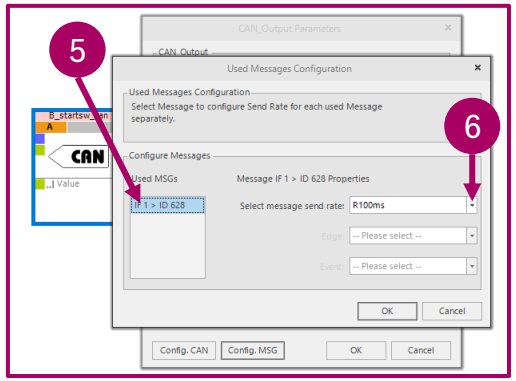

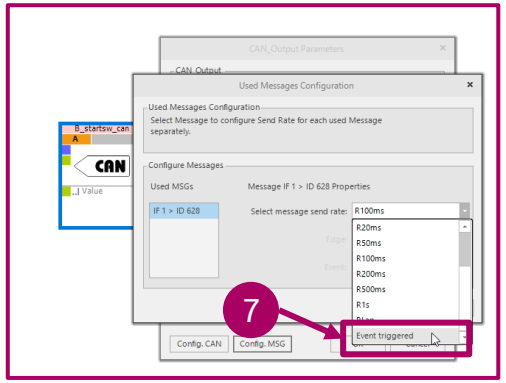

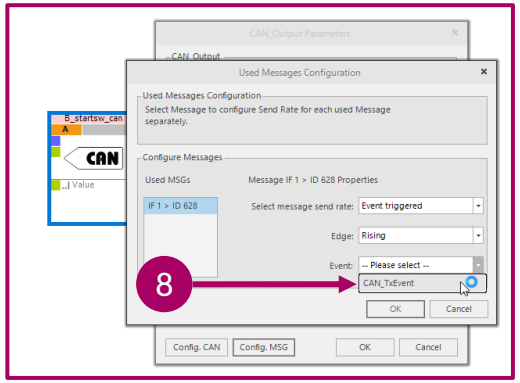

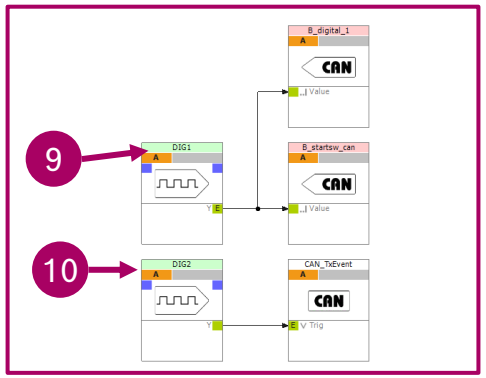

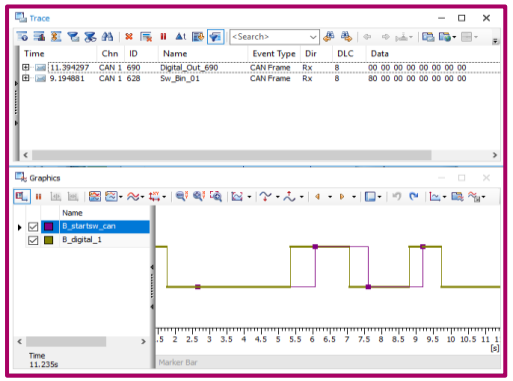

© Bosch Engineering K.K. 2020. Alle Rechte vorbehalten, auch bzgl. jeder Verfügung, Verwertung, Reproduktion, Bearbeitung, Weitergabe sowie für den Fall von Schutzrechtsanmeldungen.

PBX Suite
Powerstages

- Powerstage function blocks with extended inputs
  - Allowing a dynamic configuration for trip values
  - New functionality for an automatic reactivation of a tripped powerstage
  - Input TripReset allows easy reactivation of finally tripped powerstages

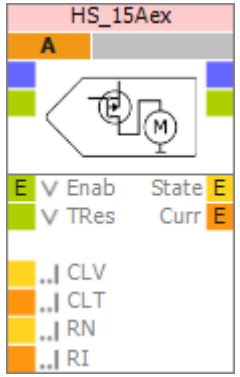

© Bosch Engineering K.K. 2020. Alle Rechte vorbehalten, auch bzgl. jeder Verfügung, Verwertung, Reproduktion, Bearbeitung, Weitergabe sowie für den Fall von Schutzrechtsanmeldungen.

PBX Suite
Measurement

- Function blocks Measure_F and Measure_I provides selection of datatype and physical unit for measurement signals used in RaceCon
- Enables bandwidth savings in telemetry transmission and physical units for evaluating measured data

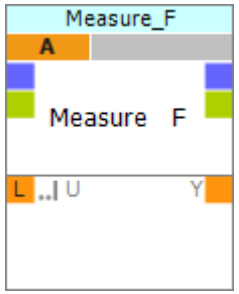

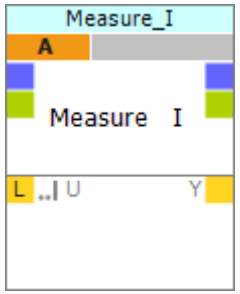

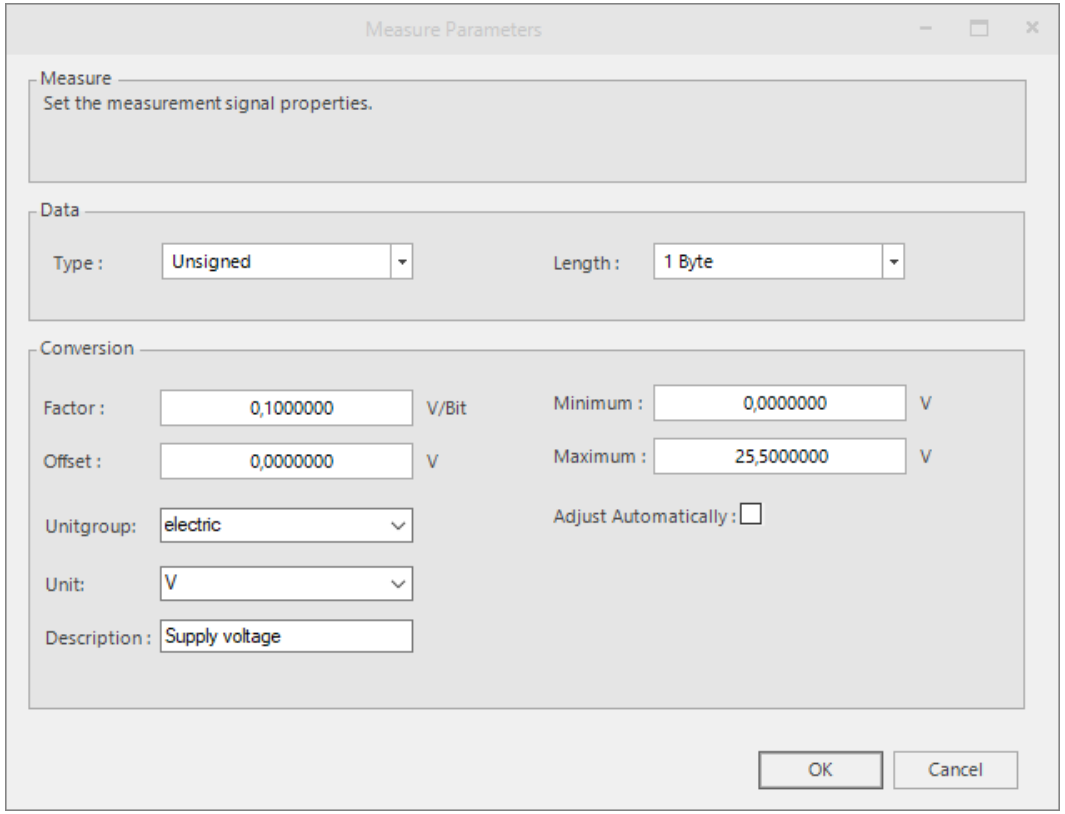

© Bosch Engineering K.K. 2020. Alle Rechte vorbehalten, auch bzgl. jeder Verfügung, Verwertung, Reproduktion, Bearbeitung, Weitergabe sowie für den Fall von Schutzrechtsanmeldungen.

PBX Suite
Lookuptable

- Functionblock TwoDLookupTable providing map calculation

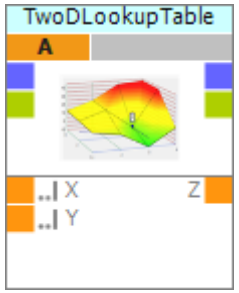

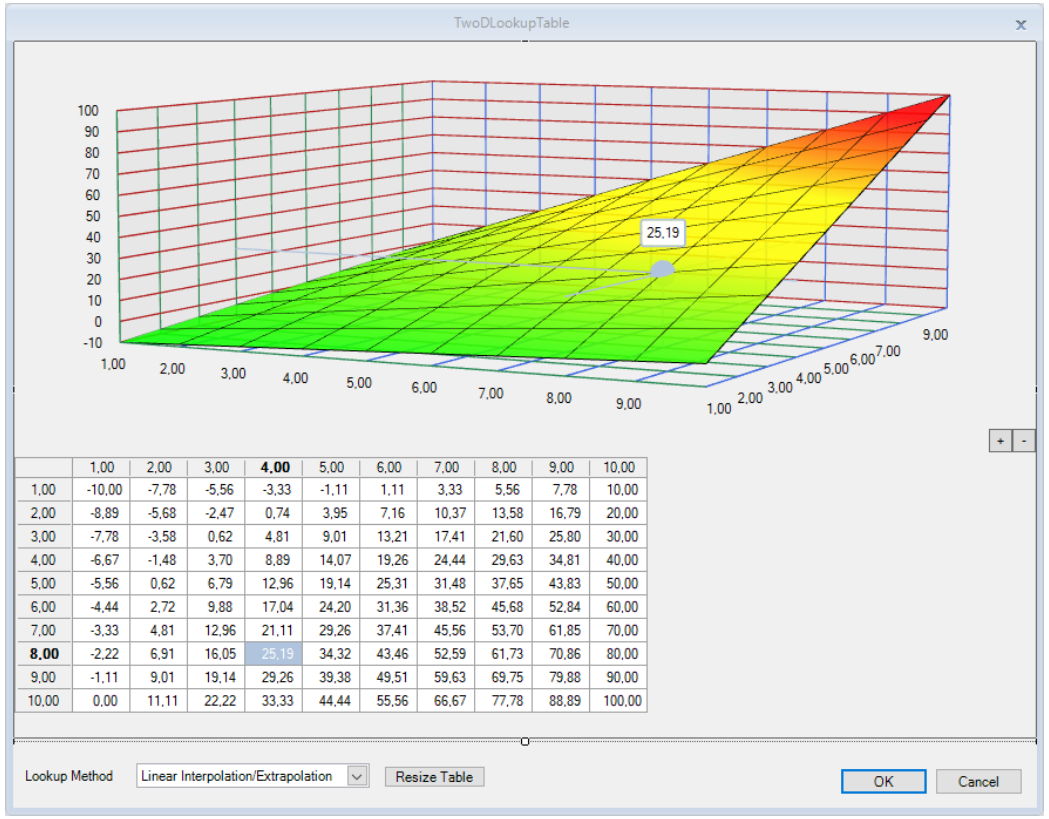

	1,00	2,00	3,00	**4,00**	5,00	6,00	7,00	8,00	9,00	10,00
1,00	-10,00	-7,78	-5,56	-3,33	-1,11	1,11	3,33	5,56	7,78	10,00
2,00	-8,89	-5,68	-2,47	0,74	3,95	7,16	10,37	13,58	16,79	20,00
3,00	-7,78	-3,58	0,62	4,81	9,01	13,21	17,41	21,60	25,80	30,00
4,00	-6,67	-1,48	3,70	8,89	14,07	19,26	24,44	29,63	34,81	40,00
5,00	-5,56	0,62	6,79	12,96	19,14	25,31	31,48	37,65	43,83	50,00
6,00	-4,44	2,72	9,88	17,04	24,20	31,36	38,52	45,68	52,84	60,00
7,00	-3,33	4,81	12,96	21,11	29,26	37,41	45,56	53,70	61,85	70,00
8,00	-2,22	6,91	16,05	25,19	34,32	43,46	52,59	61,73	70,86	80,00
9,00	-1,11	9,01	19,14	29,26	39,38	49,51	59,63	69,75	79,88	90,00
10,00	0,00	11,11	22,22	33,33	44,44	55,56	66,67	77,78	88,89	100,00

© Bosch Engineering K.K. 2020. Alle Rechte vorbehalten, auch bzgl. jeder Verfügung, Verwertung, Reproduktion, Bearbeitung, Weitergabe sowie für den Fall von Schutzrechtsanmeldungen.

PBX Suite
Working with rectangle routing of connections

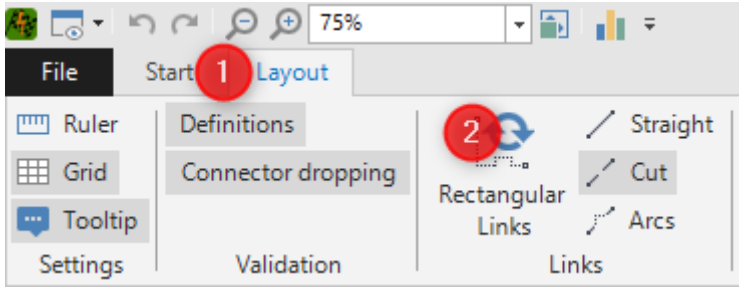

❶ Select the Layout tab

❷ Click once on Rectangular Links

The setting will be saved to the Configuration.

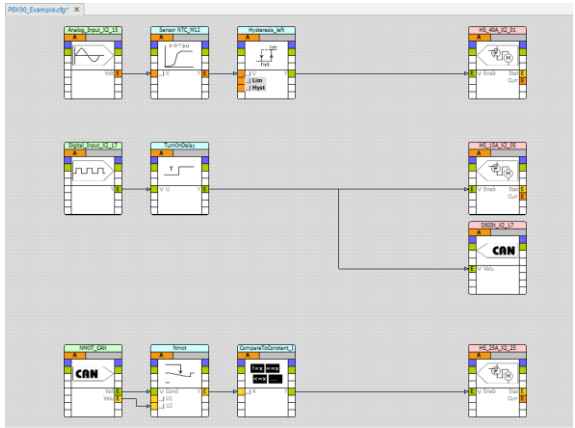

The connections will now be right-angled routed.

Move the lines to your needs for a clearly arranged view.

© Bosch Engineering K.K. 2020. Alle Rechte vorbehalten, auch bzgl. jeder Verfügung, Verwertung, Reproduktion, Bearbeitung, Weitergabe sowie für den Fall von Schutzrechtsanmeldungen.

PBX Suite
Using published connectors

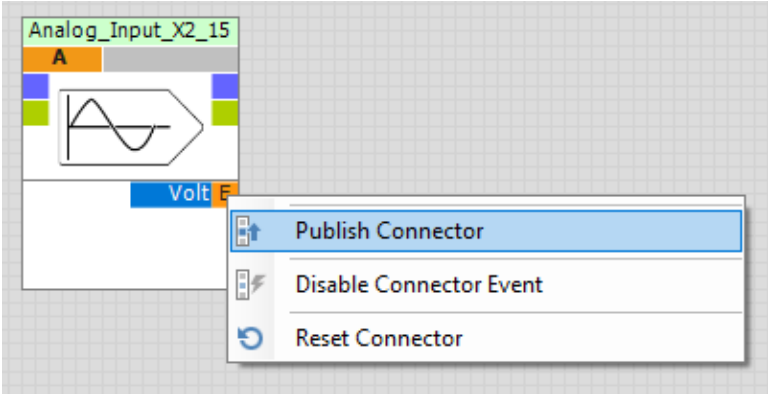

Select a connector and do a right click.

Choose Publish Connector.

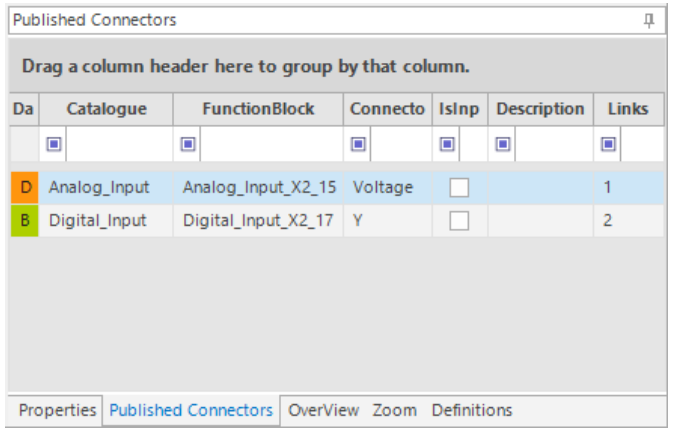

Jump labels and published connectors are listed at the tab Published Connectors.

Use drag&drop to link them with additional connectors.

© Bosch Engineering K.K. 2020. Alle Rechte vorbehalten, auch bzgl. jeder Verfügung, Verwertung, Reproduktion, Bearbeitung, Weitergabe sowie für den Fall von Schutzrechtsanmeldungen.

PBX Suite
Using jump labels for connections

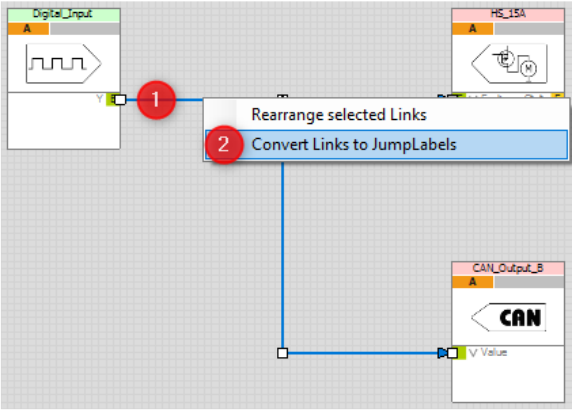

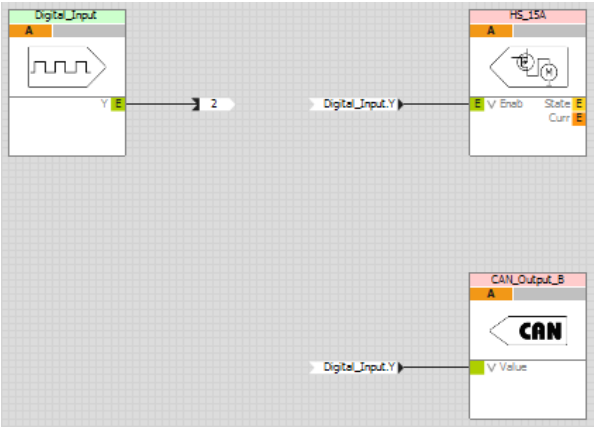

❶ Select the connection and do a right click.

❷ Choose Convert Links to JumpLabels.

The connection will be replaced by jump labels.

The number on the source label indicates how often the signal is used.

You can jump to the opposite side by double-clicking on a label.

© Bosch Engineering K.K. 2020. Alle Rechte vorbehalten, auch bzgl. jeder Verfügung, Verwertung, Reproduktion, Bearbeitung, Weitergabe sowie für den Fall von Schutzrechtsanmeldungen.

PBX Suite
Memory function blocks for storing values

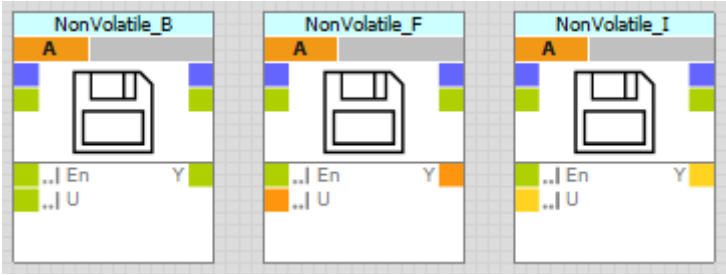

PSTs 240 of PBX90 and PBX190 provide function blocks for nonvolatile storage of values.

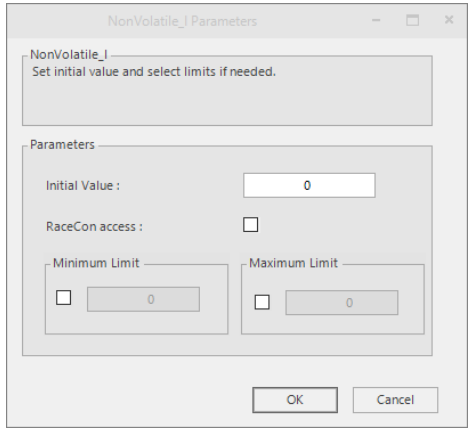

Depending on the data type an initial value and a minimum/ maximum limit can be set.

By activation of ‘RaceCon access’, the stored value can be changed using the Calibration/Measuring mechanism of RaceCon.

© Bosch Engineering K.K. 2020. Alle Rechte vorbehalten, auch bzgl. jeder Verfügung, Verwertung, Reproduktion, Bearbeitung, Weitergabe sowie für den Fall von Schutzrechtsanmeldungen.